














BE-W ACCESSORIES

	Code	Description
	208.AP24	Mounting/fixing plate BE-W Wall Box
	208.AP42	Kit BE-W support - single - direct fixing (Wall Box not included)
	208.AP43	Kit BE-W support - single - brackets fixing (Wall Box not included)
	208.AP44	Kit BE-W support - double - direct fixing (Wall Box not included)
	208.AP45	Kit BE-W support - double - brackets fixing (Wall Box not included)
	208.AP13	BE-W single support
	208.AP14	BE-W double support
	208.AP15	BE-W support - direct fixing
	208.AP16	BE-W support - brackets fixing
	208.AP25	Pole mounting/ fixing plate BE-W Wall Box
	208.AP26	Pole mounting/ fixing plate BE-W Wall Box with cable support hook
	208.AP11	Metal pole made of galvanised steel for Wall Box (WB) Ø 80 mm h=1250mm
	208.AP41	Cable support for tethered wall box