


# Advanced Satellite Charging System

## Technical Datasheet

### C-station

### Compact Charging Station



### Charging Station

C-station inherits functionalities from both Satellites and CPU's. It's heavy duty electromechanical design comprises three type of modules for control, dynamic and power. Each cabinet utilizes 1 - 4 power modules that each has charging power up to 50 kW. Depending on the charging application, full CPU provides nominal power of 160 kW into one charging cable or selected level to multiple cables.

Charging power management can be selected from static or dynamic to meet application needs. On static power management, each power module is dedicated to specific charging cable or routed to external Satellite. On dynamic power management charging power is routed optimatically up to full power respectively to cable sizing and number of charging outlets.


- ▶ Static power management for constant charging sessions or dynamic power management (pat. pend.) for intelligent power distribution
- ▶ Scalability with add-ons power modules
- ▶ C-stations are furnished with advanced cable support to provide premium user experience (pat. pend.)



C-station adopts Kempower's advanced cable support solution.

# Compact Charging Station

## Technical datasheet



### C-station product codes

**C501 - P160 - CC - 5C - S - S4**

Voltage class and mechanical size indicator

DC charging power

Based on heavy duty rating.  
See table on page 3

Charging method  
available model options in table below

Charging cable

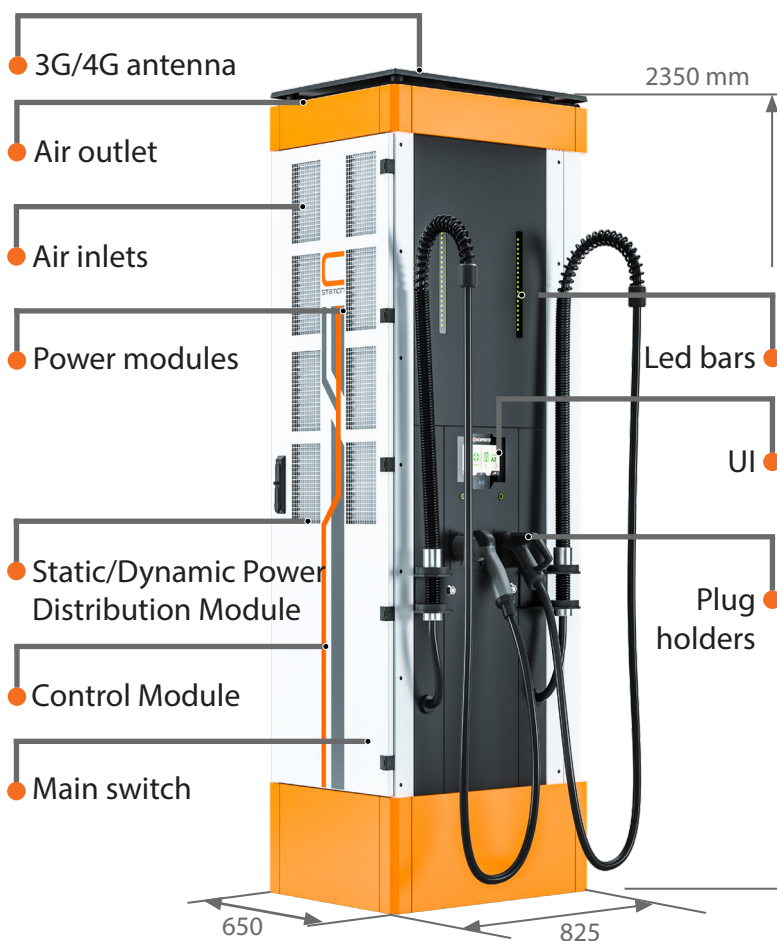
5=5 meters, E = 300A maximum current

User interface

S = Standard interface

Power distribution module

## Features and Dimensions



Type	Description
501	single cabinet
502	dual cabinet

Type	Description
C	CCS 2
CC	2 x CCS 2
CCA	2 x CCS 2 & Type 2 AC
CD	CCS 2 & CHAdeMO
U	CCS 1
UU	2 x CCS 1
UUA	2 x CCS 1 & Type 1 AC
UD	CCS 1 & CHAdeMO

Current	Description
B	125 - 150 A
C	200 A
D	250 A
E	300 A

Type	Description
D2	up to 2 dynamic outputs
D4	up to 4 dynamic outputs

# Specification

## General electric specifications C500-Series

Input Voltage	380 - 480 V <sub>AC</sub> + - 10%, 50 - 60 Hz
Input current	See table below
Output Power	50 - 400 kW
Output current	See table below
Output Voltage	150 - 500 V <sub>DC</sub>
Power factor	0.94 at P <sub>N</sub>
Efficiency	94% @ output P <sub>N</sub>
Output delivery	Cable + plug

## Environmental Specifications

Operating Temperature	-40 to +40 °C
Derating high ambients	1,5%/1°C up to +55°C max
Maximum altitude	4000 m
Altitude derating	1%/100m above 2000 m
Storage Temperature	-40 to +60 °C
Enclosure class	IP54, IK10
Humidity	< 95% relative humidity
Operational noise level	< 55 dB



## Features

3G/4G/LTE, WiFi, OCPP 1.6/2.0, cloud based back-end, service and management dashboard, easy power up of power modules, touch screen UX, welcome light, LED-status lights, advanced cable support system, RFID-reader, Options: additional set of outputs (total of 4 outputs), additional Satellite posts

## Electrical Protections

Over/under voltage, Surge protection, Short circuit, Earth leakage current, Over temperature

## Protections

Device and charging cable over temperature

## Compliant to Standards

Electrical safety	IEC 61851-1, IEC 61851-23
EMC	IEC 61851-21-2, EN 61000-1, -2, -3, -4

## Mechanical dimensions (WxHxD)

C501: 650x2350x825 mm  
C502: 1300x2350x825 mm  
Weight: See table below

## Model specific values

### C-station

150 - 500 V<sub>DC</sub>

Product code	Light Duty Rating				Heavy Duty Rating				Weight [kG]	Notes:
	P <sub>LD</sub> Charging power at 400 Vdc [kW]	Charging current I <sub>LD</sub> at +40 C [A <sub>DC</sub> ]	Input power P <sub>IN</sub> at P <sub>LD</sub> [kVA]	Input current I <sub>IN</sub> at P <sub>LD</sub> [A]	P <sub>HD</sub> Charging power at 400 Vdc [kW]	Charging current I <sub>HD</sub> at +40 C [A <sub>DC</sub> ]	Input power P <sub>IN</sub> at P <sub>HD</sub> [kVA]	Input current I <sub>IN</sub> at P <sub>HD</sub> [A]		
1. C501 P40 _	50	125	57	82	40	100	46	66	340	
2. C501 P80 _	100	250	114	164	80	200	91	131	380	
3. C501 P120 _	150	375	171	246	120	300	137	197	420	
4. C501 P160 _	200	500	228	328	160	400	182	263	460	
5. C502 P200 _	250	625	284	411	200	500	228	328	740	
6. C502 P240 _	300	750	341	493	240	600	273	394	780	
7. C502 P280 _	350	875	398	575	280	700	319	460	820	
8. C502 P320 _	400	1000	455	657	320	800	364	526	860	

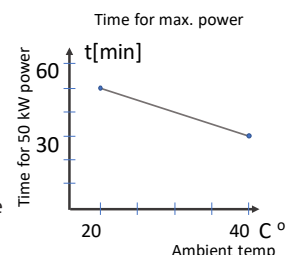
**Notice:** Over 500 A requires more than two charging outputs

#### Light duty rating:

- P<sub>LD</sub> charging power is available continuously for 30 minutes in highest rated ambient temperature (+40C).
- After this the automatic power derating will slowly decrease the power limit until P<sub>HD</sub> power is reached.
- 5 min break in loading of the power unit is enough for cooling the unit down so that a new full loading cycle can begin.
- In lower ambient temperatures the time for maximum P<sub>LD</sub> is longer as shown in the graph on the right.

#### Heavy duty rating:

- P<sub>HD</sub> charging power is available continuously in any condition within the specified ambient conditions for unlimited time



## C-station options

Pos.	Item	Definition
1.	Dynamic module D2	Managing power between two charging outputs
2.	Dynamic module D4	Managing power between four charging outputs
3.	Satellite posts	According to S-series datasheet, depending on CPU build

Your local dealer

 **KEMPOWER**  
Defining Charging  
kempower.com

CE Manufactured in Finland

Subject to change without notice © Kempower 2021